



# GRADEBOOKS

a whole lot of talking about gradebooks

# Gradebooks in Veracross

- All 'official' gradebooks will be kept in Veracross next year, voted by ASC
- Gradebooks will be created for each class for you, you decide how to configure it
- Today: Think about what you do now and what you might do next year, pick your type. Setup slides are FYI, don't memorize!

# What's Your Type?

- A: Points only, no explicit categories or weights
- B: Unweighted Categories
- C: Weighted Categories
- D: Weighted Categories with assignment weights

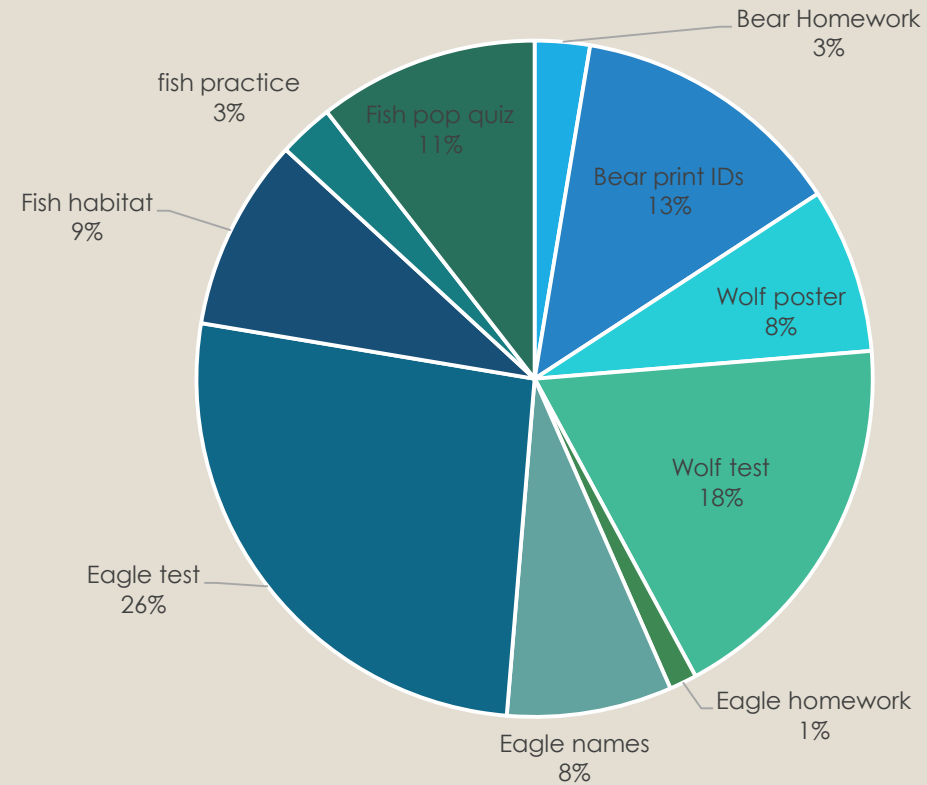
# Simple Gradebook

- Term grade = Earned points/Total points
- Categories may be inferred, but aren't explicit

Date:	1-Jan	2-Jan	3-Jan	4-Jan	5-Jan	6-Jan	7-Jan	8-Jan	9-Jan	10-Jan
Title:	Bear Homework	Bear print IDs	Wolf poster	Wolf test	Eagle homework	Eagle names	Eagle test	Fish habitat	fish practice	Fish pop quiz
Possible Points:	<b>10</b>	<b>50</b>	<b>30</b>	<b>70</b>	<b>5</b>	<b>30</b>	<b>100</b>	<b>35</b>	<b>10</b>	<b>40</b>
Josh	10	48	27	32	5	27	62	33	9	32

# Simple Gradebook

Grade Pie



# Simple Gradebook

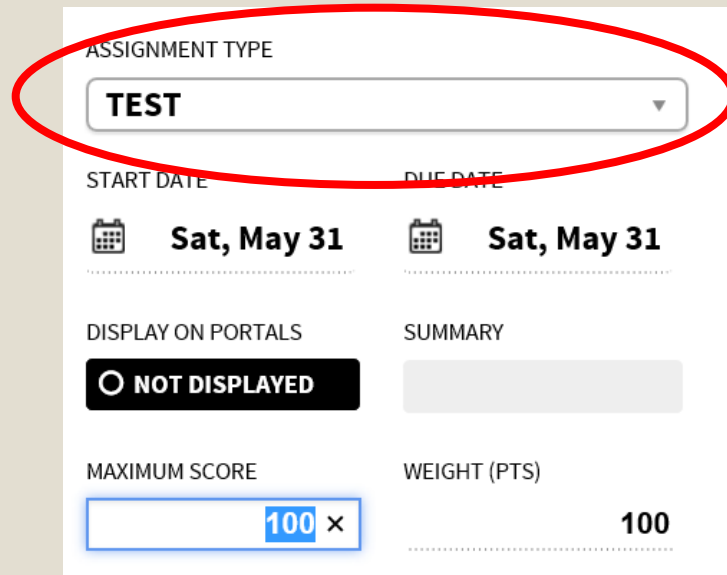
- Josh's Grade Report:

Josh's Report	
Points Earned:	273
Points Possible:	380
Overall Grade:	0.72

- Just an average, not much more info

# A Becomes B...



- Generally, “A” would not be a desirable use of the system since it would classify all assignments the same way. We’d like to turn an “A” gradebook into a “B” gradebook. That’s next.



ASSIGNMENT TYPE

**TEST**

START DATE      DUE DATE

 **Sat, May 31**       **Sat, May 31**

DISPLAY ON PORTALS      SUMMARY

**NOT DISPLAYED**     

MAXIMUM SCORE      WEIGHT (PTS)

×      **100**

# Unweighted Categories

- Same as simple gradebook, but categories are explicit

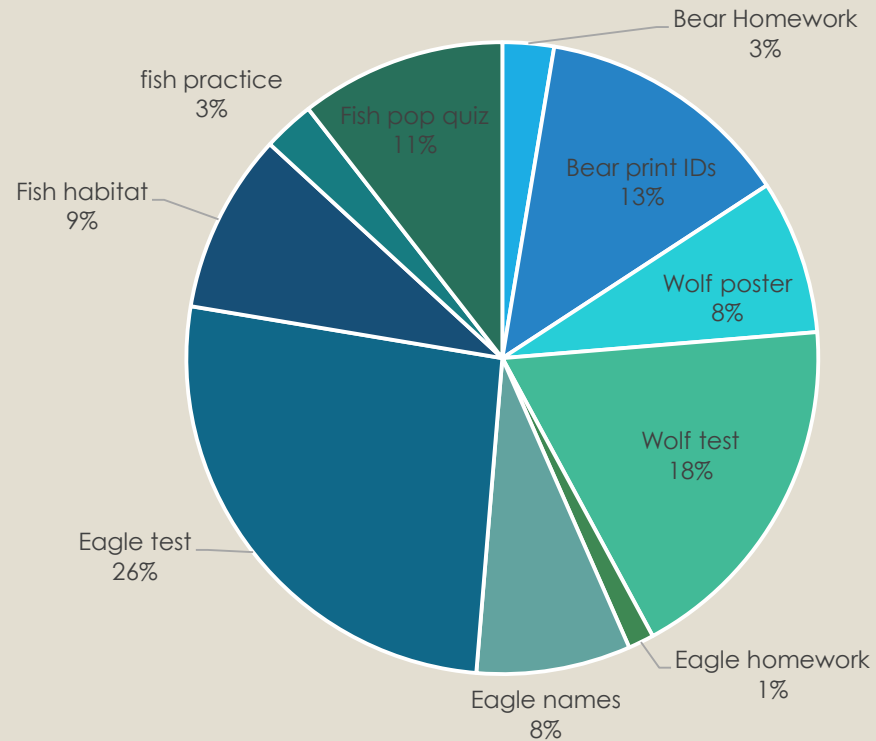
Date:	1-Jan	2-Jan	3-Jan	4-Jan	5-Jan	6-Jan	7-Jan	8-Jan	9-Jan	10-Jan
Title:	Bear Homework	Bear print IDs	Wolf poster	Wolf test	Eagle homework	Eagle names	Eagle test	Fish habitat	fish practice	Fish pop quiz
Category:	Homework	Quiz	Project	Test	Homework	Quiz	Test	Project	Homework	Quiz
Possible Points:	<b>10</b>	<b>50</b>	<b>30</b>	<b>70</b>	<b>5</b>	<b>30</b>	<b>100</b>	<b>35</b>	<b>10</b>	<b>40</b>
Josh	10	38	27	32	5	25	62	33	9	32



# Unweighted Categories

- Distribution of points same as simple gradebook

Grade Pie



# Unweighted Categories

- Josh's Grade Report
- Grade is the same, but we have more detail on his performance

Josh's Report	
Points Earned:	273
Points Possible:	380
Overall Grade:	0.72
More helpful info:	
Quiz Average:	0.79
Test Average:	0.55
Homework Average:	0.96
Project Average:	0.92

# Unweighted Category Setup

- Categories are used, no weights entered, score and weights are equal

Assignment Type	Q1			
	Weight	Drop Lowest	Count	Total Points
TOTALS	0 %		0	0
Classwork	<input type="text"/> %	<input type="checkbox"/>		
Homework	<input type="text"/> %	<input type="checkbox"/>		
Quiz	<input type="text"/> %	<input type="checkbox"/>		
TEST	<input type="text"/> %	<input type="checkbox"/>		
Project	<input type="text"/> %	<input type="checkbox"/>		
Book Report	<input type="text"/> %	<input type="checkbox"/>		
Paper	<input type="text"/> %	<input type="checkbox"/>		
Journal	<input type="text"/> %	<input type="checkbox"/>		
Binder	<input type="text"/> %	<input type="checkbox"/>		
Lab	<input type="text"/> %	<input type="checkbox"/>		

ASSIGNMENT TYPE  
**TEST**

START DATE: **Sat, May 31**      DUE DATE: **Sat, May 31**

DISPLAY ON PORTALS:  NOT DISPLAYED

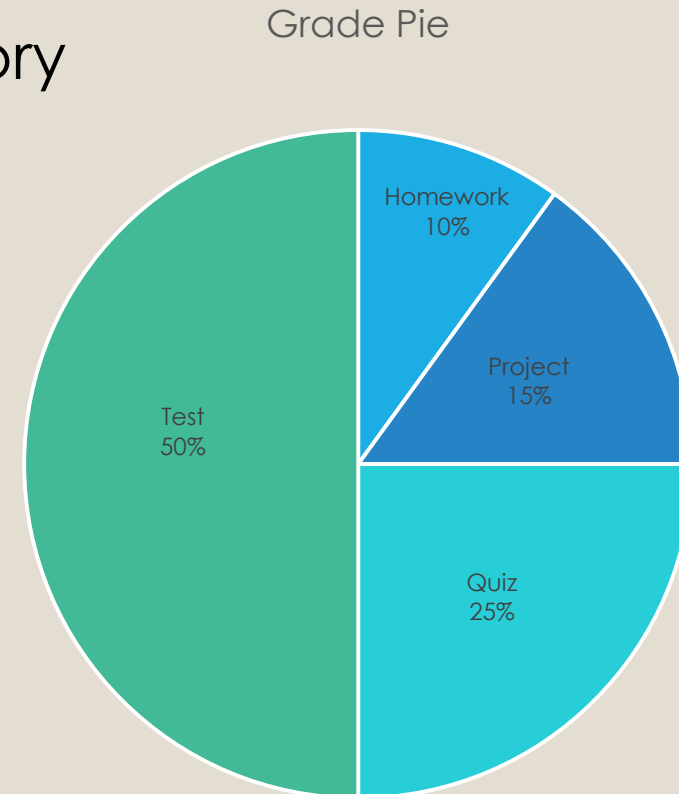
SUMMARY:

MAXIMUM SCORE:  x      WEIGHT (PTS): **100**

# Weighted Categories

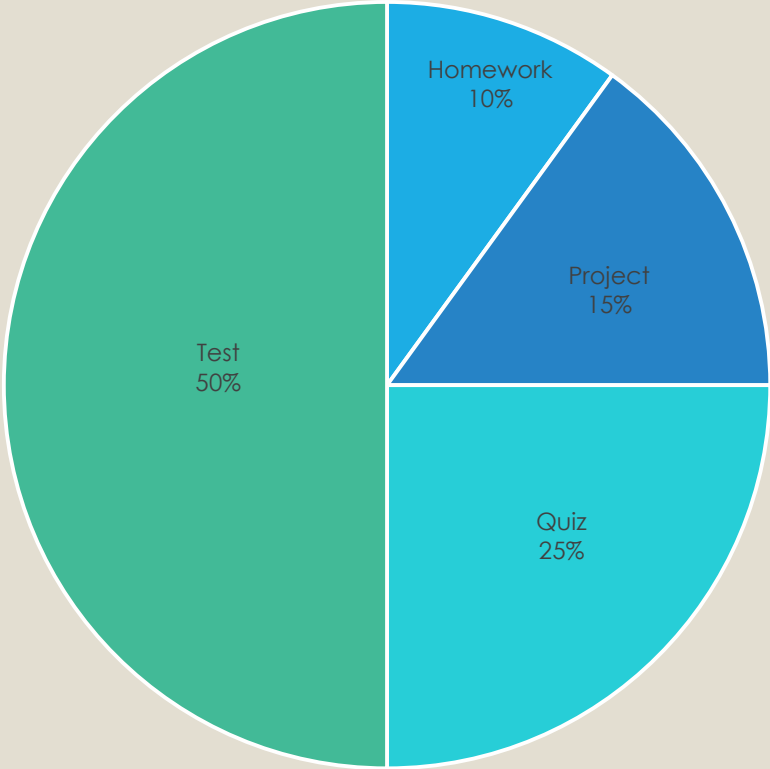
- Assignments are categorized
- Weights are assigned to each category
- You control the pie up front

Category		
Weights:	Homework	10%
	Project	15%
	Quiz	25%
	Test	50%

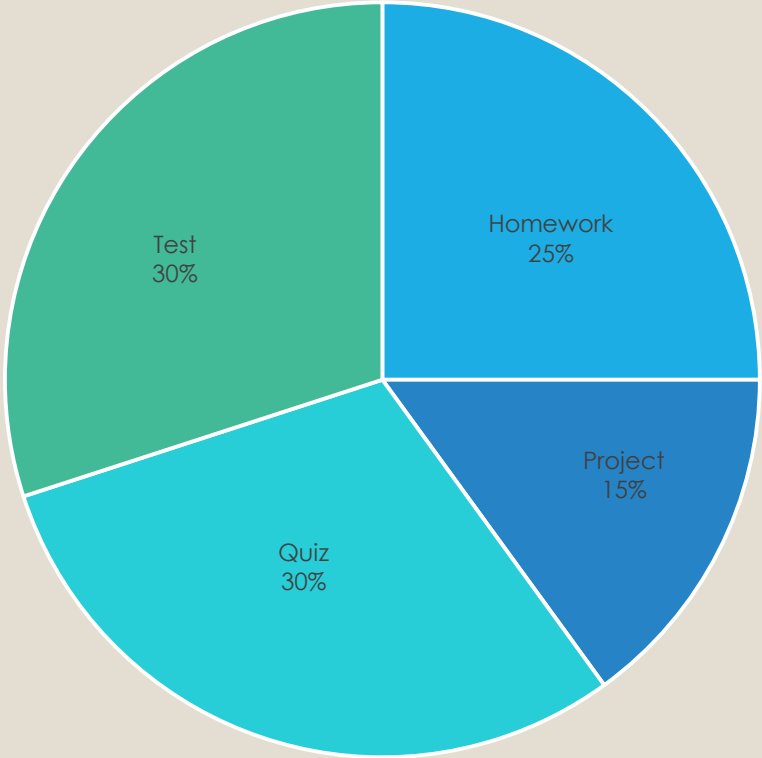


# Weighted Categories

Teacher A



Teacher B



# Weighted Categories

- Reflect on the two examples as you consider the impact that weight has on an average.

Teacher A Weights:		
	Homework	10%
	Project	15%
	Quiz	25%
	Test	50%

Teacher B Weights:		
	Homework	25%
	Project	15%
	Quiz	30%
	Test	30%

Josh's Report			
		Teacher A	Teacher B
Points Earned:	273		
Points Possible:	380		
Unweighted Grade:	0.72		
Homework:	0.96	9.6	24.0
Project:	0.92	13.8	13.8
Quiz:	0.79	19.8	23.8
Test:	0.55	27.6	16.6
<b>Weighted Grade:</b>		<b>70.9</b>	<b>78.2</b>

# Weighted Categories Setup

- Each used category is assigned a weight
- Assignment's Maximum score and weight are equal

Assignment Type	Q1			
	Weight	Drop Lowest	Count	Total Points
TOTALS	100 %		0	0
Classwork	<input type="text"/> %	<input type="checkbox"/>		
Homework	<input type="text" value="25"/> %	<input type="checkbox"/>		
Quiz	<input type="text" value="30"/> %	<input type="checkbox"/>		
TEST	<input type="text" value="30"/> %	<input type="checkbox"/>		
Project	<input type="text" value="15"/> %	<input type="checkbox"/>		
Book Report	<input type="text"/> %	<input type="checkbox"/>		
Paper	<input type="text"/> %	<input type="checkbox"/>		
Journal	<input type="text"/> %	<input type="checkbox"/>		

ASSIGNMENT TYPE  
**TEST**

START DATE: **Sat, May 31**      DUE DATE: **Sat, May 31**

DISPLAY ON PORTALS: **NOT DISPLAYED**      SUMMARY:

MAXIMUM SCORE:  x      WEIGHT (PTS): **100**

# Weighted Categories & Weighted Assignments

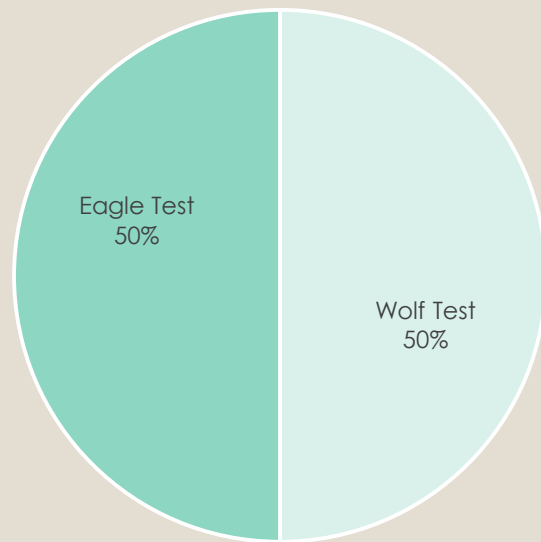
- Categories are weighted as before, and each assignment is given a weight within the category.

Date:	1-Jan	2-Jan	3-Jan	4-Jan	5-Jan	6-Jan	7-Jan	8-Jan	9-Jan	10-Jan
Title:	Bear Homework	Bear print IDs	Wolf poster	Wolf test	Eagle homework	Eagle names	Eagle test	Fish habitat	fish practice	Fish pop quiz
Category:	Homework	Quiz	Project	Test	Homework	Quiz	Test	Project	Homework	Quiz
Possible Points:	10	50	30	100	5	30	100	35	10	40
Assignment Weight:	1	1	1	1	2	2	2	1	1	2
Josh	10	38	27	32	5	25	62	33	9	32

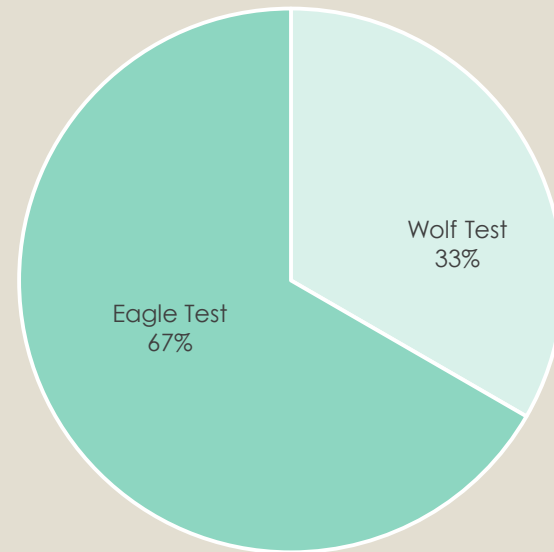


# Weighted Categories & Assignments

Two 100-point assignments, same weight



Two 100-point assignments, weights 1 & 2



# Weighted Categories & Assignments

- Each used category is assigned a weight
- Assignment's Maximum score and weight are DIFFERENT
- Assignment weight is relative to the other assignments in the category only

Assignment Type	Q1			
	Weight	Drop Lowest	Count	Total Points
TOTALS	100 %		0	0
Classwork	<input type="text"/> %	<input type="checkbox"/>		
Homework	25 %	<input type="checkbox"/>		
Quiz	30 %	<input type="checkbox"/>		
TEST	30 %	<input type="checkbox"/>		
Project	15 %	<input type="checkbox"/>		
Book Report	<input type="text"/> %	<input type="checkbox"/>		
Paper	<input type="text"/> %	<input type="checkbox"/>		
Journal	<input type="text"/> %	<input type="checkbox"/>		

ASSIGNMENT TYPE  
**TEST**

START DATE: **Sat, May 31**      DUE DATE: **Sat, May 31**

DISPLAY ON PORTALS:  **Displayed**      SUMMARY:

MAXIMUM SCORE: **100**      WEIGHT (PTS): **2**

# Weighted Categories & Assignments

- If you weight categories and assignments, the actual point values for assignments become irrelevant
  - If two assignments both have the same weight within a category, one could be scored out of 37 points and one could be scored out of 68, and they would count equally!

# Category Survey (in your email)

- We will all choose from the same category list
  - We want to include everything we need without making the list too long
  - Categories are for weighting and communicating trends, not classifying individual assignments
- <https://www.surveymonkey.com/s/6J2GP2N>

# Training Breakdown

- Over summer, general orientation
  - Log in, find a few things, done!
- During opening meetings, set up your categories and input a few assignments
- More advanced topics will come later
- Take it one day at a time!
- <http://modules.veracross.com/post/8849>